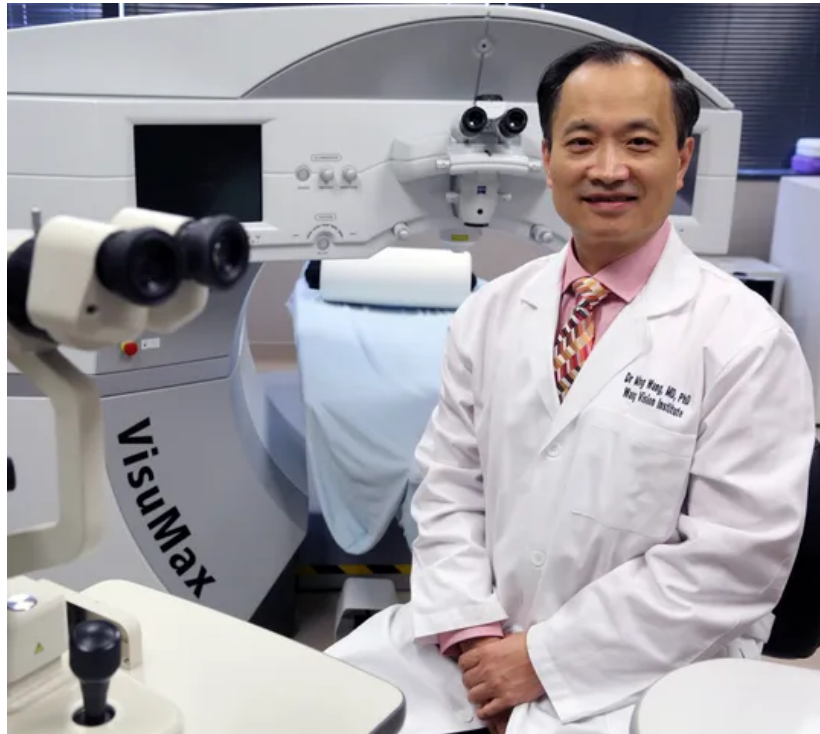


# Nashville eye doctor writes world's first corneal topography book

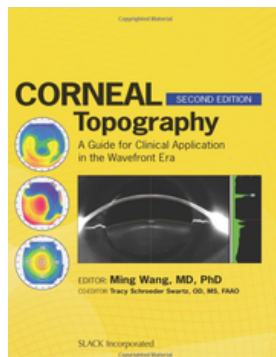
Dr. Ming Wang, MD, PhD and Dr. Joshua Frenkel, MD, MPH, Wang Vision Institute

Published 5:01 a.m. CT Feb. 17, 2020



Dr. Ming Wang's book on LASIK surgery, "Corneal Topography in the Wavefront Era," was the first textbook of its kind. (Photo: Wang Vision Institute)


Wang Vision 3D Cataract & LASIK Center is a leading research and teaching center in the world. We published nine textbooks in ophthalmology, including "Corneal Topography in the Wavefront Era," which was the first textbook of its kind.



The cornea is the front cover of the eye, and 3D SMILE and 3D LASIK procedures for vision correction are performed on the cornea. [Wang Vision \(https://adserver.pressboard.ca/c/link?c=200956&w=174254&l=226856&ref=https%3A%2F%2Fwww.tennessean.com%2Fstory%2Fsponsor-story%2Fwang-vision-institute%2F2020%2F02%2F17%2Fnashville-eye-doctor-writes-worlds-first-corneal-topography-book%2F4713869002%2F&s=247448&p=17349&uid=53b69cf2-9b5d-4e1d-8173-84ad278dbbe5&tz=-5\)](https://adserver.pressboard.ca/c/link?c=200956&w=174254&l=226856&ref=https%3A%2F%2Fwww.tennessean.com%2Fstory%2Fsponsor-story%2Fwang-vision-institute%2F2020%2F02%2F17%2Fnashville-eye-doctor-writes-worlds-first-corneal-topography-book%2F4713869002%2F&s=247448&p=17349&uid=53b69cf2-9b5d-4e1d-8173-84ad278dbbe5&tz=-5) is currently the ONLY center in the state that performs these with the latest technology, including 3D SMILE, which uses a much smaller incision than LASIK.

"Corneal Topography in the Wavefront Era" is one of the best-selling books among all ophthalmic textbooks published by SLACK, Inc. The book is on the shelves of tens of thousands of eye surgeons worldwide today.

**"Corneal Topography in the Wavefront Era" was first published in 2006.** (Photo: Wang Vision Institute)



**Dr. Ming Wang (left) and Dr. Joshua Frenkel** (Photo: Wang Vision Institute)

**Dr. Ming Wang**, Harvard & MIT (MD, magna cum laude); PhD (laser physics), is the CEO of Aier-USA and Director of Wang Vision 3D Cataract & LASIK Center. He has received many honors including the Honor Award from the American Academy of Ophthalmology, the Lifetime Achievement Award from the Association of Chinese American Physicians, and Kiwanis Nashvillian of the Year Award for this lifetime dedication to help blind orphan children worldwide.

**Dr. Joshua Frenkel**, MD, MPH, is a graduate of the prestigious Tulane University, where he earned both his medical degree and a Master of Public Health. He completed an advanced anterior segment fellowship at a top fellowship in the country, with an emphasis on micro-invasive glaucoma surgery (MIGS). Dr. Frenkel specializes in a wide range of laser eye surgeries, including LASIK, SMILE and those for glaucoma and cataracts. He is also a dry eye and corneal specialist.

**Wang Vision doctors (Drs. Joshua Frenkel, Marianne Johnson, Julianne Koch, Nathan Rock and Ming Wang)** have performed over 55,000 procedures (including on over 4,000 doctors). They have published nine textbooks, hold several U.S. patents and performed the world's first laser artificial cornea implantation. Wang Vision is currently the ONLY center in the state that performs 3D SMILE & 3D LASIK (18+), 3D Implantable Contact Lens (21+), 3D Forever Young Lens (45+) and 3D Laser Cataract Surgery (60+). They have founded a 501(c)(3) nonprofit charity, Wang Foundation for Sight Restoration, which to date has helped patients from over 40 states in the U.S. and 55 countries with all sight restoration surgeries performed free-of-charge.

**Members of the editorial and news staff of the USA TODAY Network were not involved in the creation of this content.**

Read or Share this story: <https://www.tennessean.com/story/sponsor-story/wang-vision-institute/2020/02/17/nashville-eye-doctor-writes-worlds-first-corneal-topography-book/4713869002/>

## **MORE STORIES FROM WANG VISION INSTITUTE (/SPONSOR-STORY/WANG-VISION-INSTITUTE/)**



[nashville/2630706001/](https://www.tennessean.com/story/sponsor-story/wang-vision-institute/2019/12/16/worlds-first-amniotic-membrane-contact-lens-created-nashville/2630706001/).

**Wang Vision invented amniotic membrane contact lenses**  
[\(/story/sponsor-story/wang-vision-institute/2019/12/16/worlds-first-amniotic-membrane-contact-lens-created-nashville/2630706001/\)](https://www.tennessean.com/story/sponsor-story/wang-vision-institute/2019/12/16/worlds-first-amniotic-membrane-contact-lens-created-nashville/2630706001/).

*Story from Wang Vision Institute*


This article is **FREE** to your community.  
 Only \$1 for 3 months. Save 97%.



[institute/2019/11/18/performing-first-3-d-lens-surgery-and-laser-trifocal-implantation-state/2575760001/](https://www.tennessean.com/story/sponsor-story/wang-vision-institute/2019/11/18/performing-first-3-d-lens-surgery-and-laser-trifocal-implantation-state/2575760001/).

**Eye doctor performs 2 new surgeries in the state**  
[\(/story/sponsor-story/wang-vision-institute/2019/11/18/performing-first-3-d-lens-surgery-and-laser-trifocal-implantation-state/2575760001/\)](https://www.tennessean.com/story/sponsor-story/wang-vision-institute/2019/11/18/performing-first-3-d-lens-surgery-and-laser-trifocal-implantation-state/2575760001/).

*Story from Wang Vision Institute*



[\(/story/sponsor-story/wang-vision-institute/2019/10/21/nashville-eye-doctors-offer-top-treatments-dry-eye-meibomian-gland-](https://www.wangvisioninstitute.com/story/sponsor-story/wang-vision-institute/2019/10/21/nashville-eye-doctors-offer-top-treatments-dry-eye-meibomian-gland-dysfunction/3978364002/)

[dysfunction/3978364002/\).](https://www.wangvisioninstitute.com/story/sponsor-story/wang-vision-institute/2019/10/21/nashville-eye-doctors-offer-top-treatments-dry-eye-meibomian-gland-dysfunction/3978364002/)

**Advanced treatment for dry eye, meibomian gland dysfunction (/story/sponsor-story/wang-vision-institute/2019/10/21/nashville-eye-doctors-offer-top-treatments-dry-eye-meibomian-gland-dysfunction/3978364002/).**

*Story from Wang Vision Institute*



[\(/story/sponsor-story/wang-vision-](https://www.wangvisioninstitute.com/story/sponsor-story/wang-vision-institute/2019/09/16/microinvasive-glaucoma-surgery-advanced-treatments-glaucoma-now-available/2266356001/)

[institute/2019/09/16/microinvasive-glaucoma-surgery-advanced-treatments-glaucoma-now-available/2266356001/\).](https://www.wangvisioninstitute.com/story/sponsor-story/wang-vision-institute/2019/09/16/microinvasive-glaucoma-surgery-advanced-treatments-glaucoma-now-available/2266356001/)

**Advanced treatments for glaucoma are now available (/story/sponsor-story/wang-vision-institute/2019/09/16/microinvasive-glaucoma-surgery-advanced-treatments-glaucoma-now-available/2266356001/).**

*Story from Wang Vision Institute*